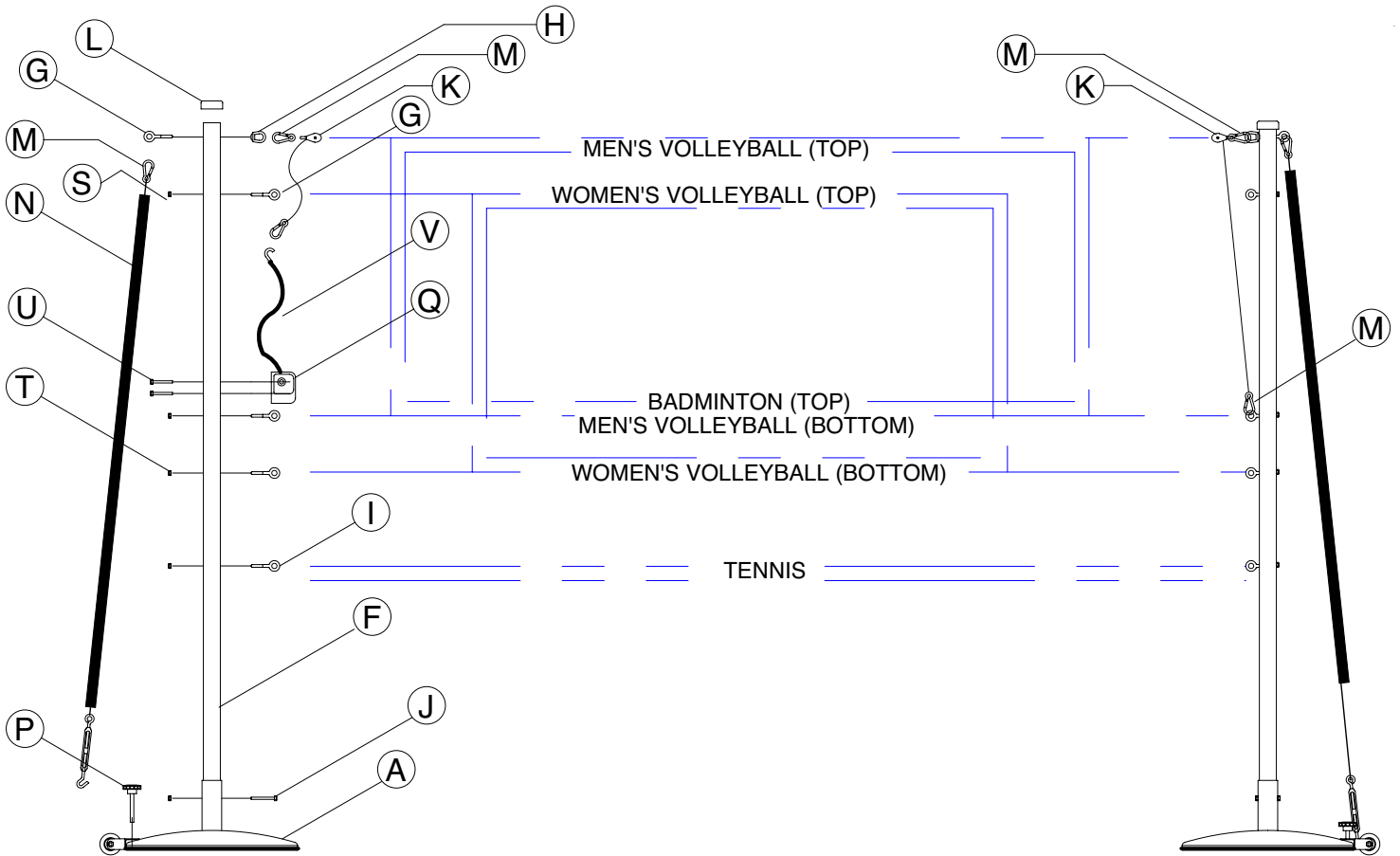




POWER BASE VOLLEYBALL STANDARD #ST240PWR



ST240PWR 06/04





POWER BASE VOLLEYBALL STANDARD #ST240PWR

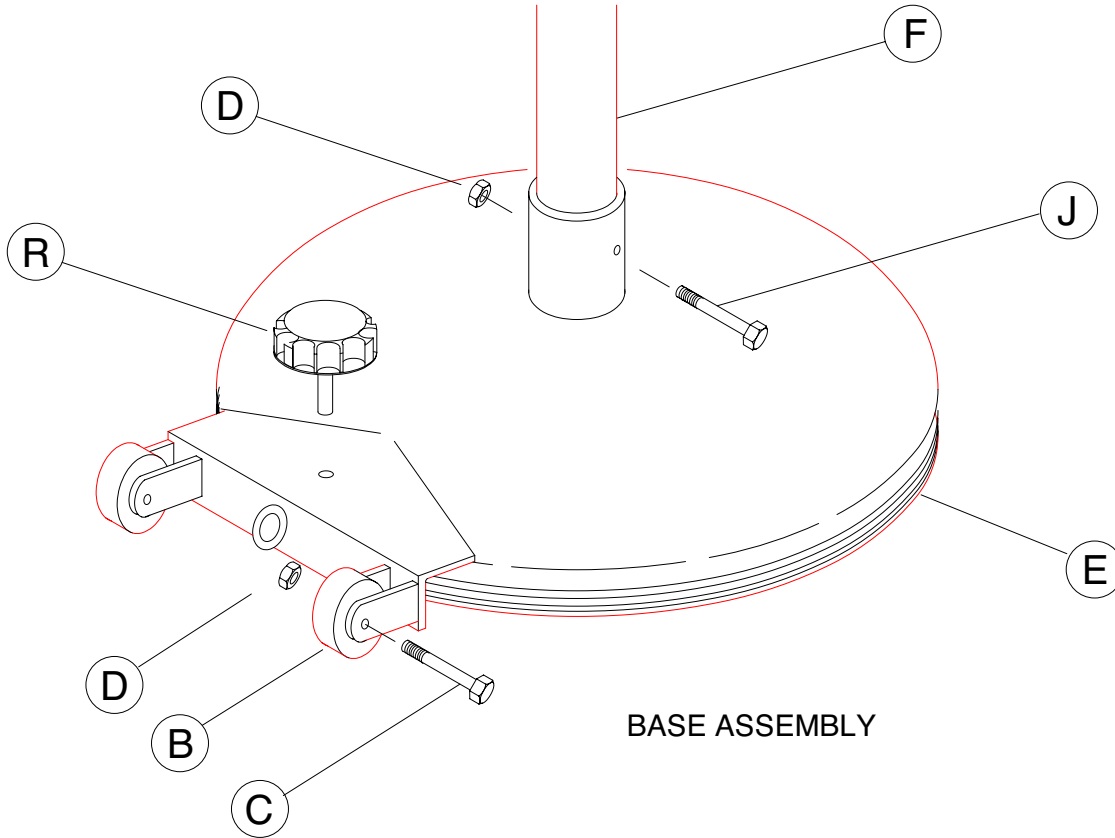
ITEM	PART	QTY	PART No.
A	Base ST240PWR	2 ea	Z637BASEXX
B	Lg Wheel 3"	4 ea	Z4011253LG
C	Hex Bolt 5/16" x 2 1/4"	4 ea	Z041312225
D	Locknut 5/16"	8 ea	Z060312NLN
E	Rubber Rim	2 ea	Z650RIM24D
F	Upright ST240S/P	1 pr	Z638UPRIGHT
G	Eyebolt 3/8" x 2 1/2" (forged)	4 ea	Z040375250
H	Eyebolt 3/8"	2 ea	Z0965375O/S
I	Eyebolt 3/8" x 2 1/4"	6 ea	Z040375225
J	Hex Bolt 5/16" x 3 1/4"	2 ea	Z041312325
K	Pulley	2 ea	Z099UP7086
L	Plastic Cap	2 ea	Z081237BLK
M	Snap Link	6 ea	Z411SNAPLK
N	Cable 3/16" x 90" Assembly	2 ea	NSPDLXXX
O	Floor Plate (not shown)	2 ea	STFLRPLT
P	Knob Bolt 1/2" x 4"	2 ea	Z046500400
Q	Winch	1 ea	Z63BLWINCH
R	Winch Handle (not shown)	1 ea	Z649WHAND2
S	Hexnut 3/8" Galv.	2 ea	NSPDLXXX
T	Locknut 3/8"	6 ea	Z06035-16
U	Hex Bolt 5/16" x 2 3/4"	2 ea	Z041312275
V	Strap 2" x 6'	1 ea	Z5002X6W/H
W	Truss Screw #10 x 1/2"	2 ea	Z052102405

ST240PWR 06/04

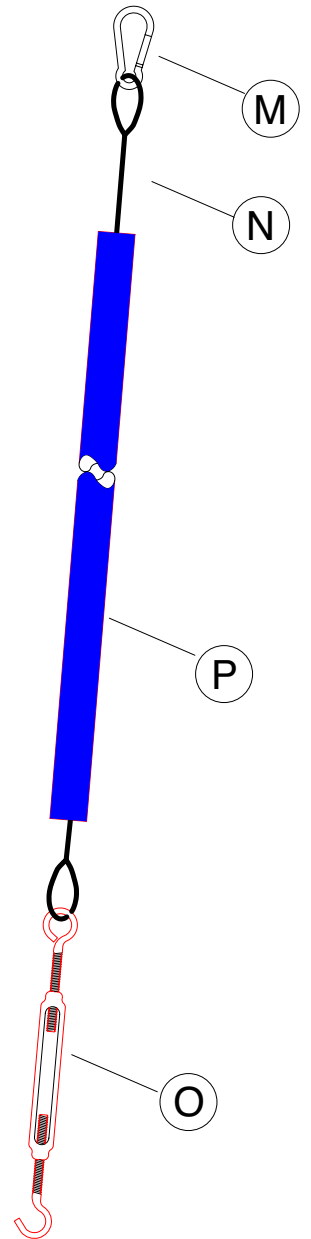




POWER BASE VOLLEYBALL STANDARD #ST240PWR



BASE ASSEMBLY



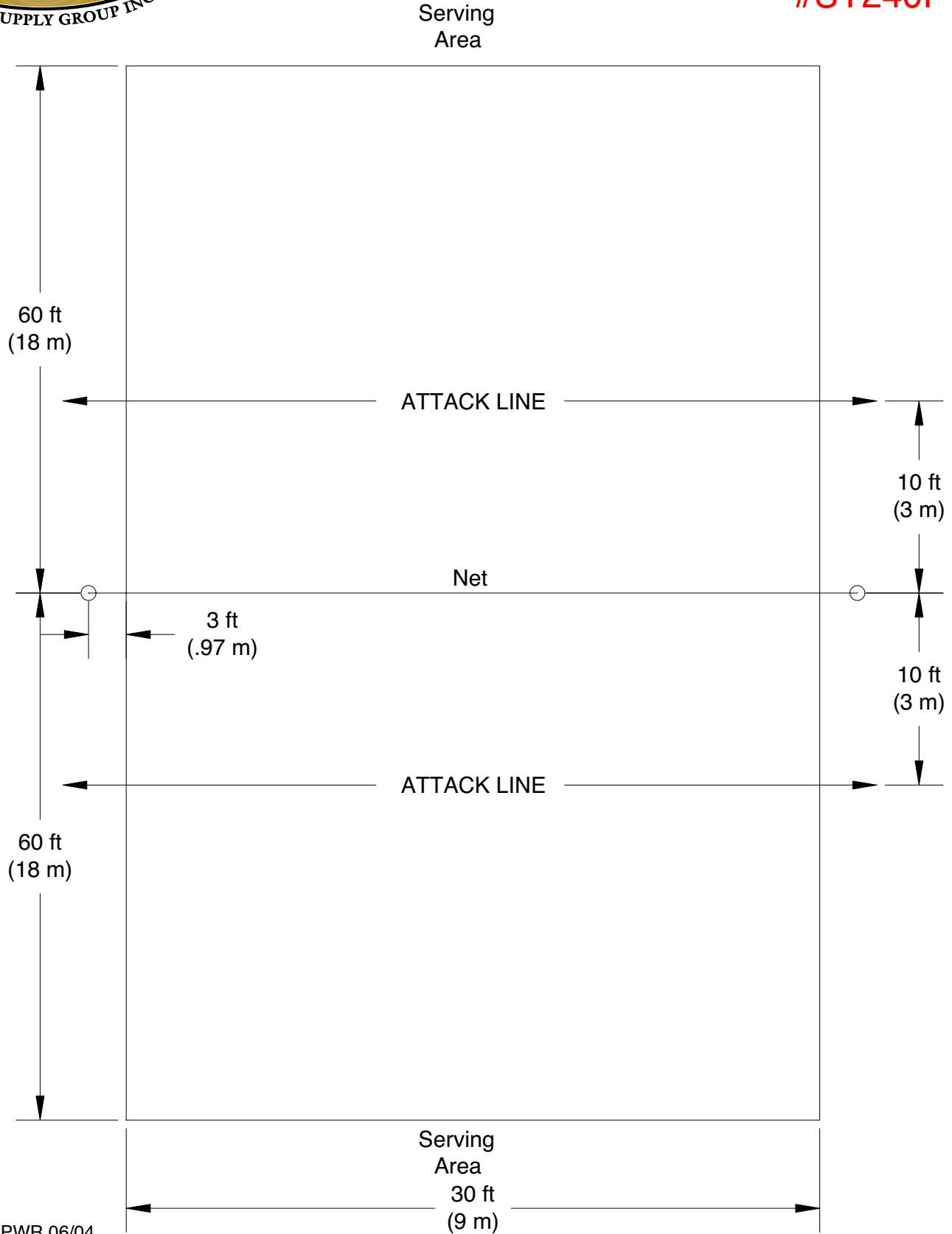
CABLE ASSEMBLY

ST240PWR 06/04





POWER BASE VOLLEYBALL STANDARD #ST240PWR



ST240PWR 06/04





POWER BASE VOLLEYBALL STANDARD #ST240PWR

CAUTION

WHEN MOVING
THIS UNIT
ALWAYS PUSH
NEVER PULL

DANGER

TIPPING OF UNIT WITHOUT
BOLT & NUT INSTALLED &
TIGHTENED COULD CAUSE
BASE TO SEPARATE FROM
UPRIGHT & CAUSE INJURY

CAUTION
SCREWS MUST BE
TIGHT AT ALL TIMES

NOTE: Due to the weight, bases should be moved by adults only!

DO NOT ATTEMPT TO HAND CARRY:

CUSTOMER ADVISORY AND WARNING

Participation in physical education, body conditioning, athletics, recreational and related activities involve varying degrees of accidental injury risks, up to and including those with life threatening potential. Under no circumstances should equipment used for these aforementioned activities be altered, tapered with, or used when damaged. Such equipment should NEVER be used without direct adult supervision and only after examination for damage, wear, proper function and general stability, nor should it be employed for any activity other than that for which it was specifically intended. Such equipment should NEVER be setup, or moved by children. Participants should always know or be made specifically aware of the risks involved in the activity they are participating in as well as their own physical limitations and that of the equipment being used.

WARNING

DO NOT ATTEMPT
TO MOVE THIS
ASSEMBLY IF NUT
OR BOLT IS LOOSE
OR MISSING, AS
INJURY MAY
RESULT

CAUTION

For Safety
Remove Handle
After Tightening

ST240PWR 06/04

